


Note: Institution did NOT submit revisions through the Prior Year Data Revision System for selected collection year and survey.

Academic Libraries 2019-20

Institution: Eastern Washington University (235097)

Screening Questions

 Were your annual total library expenses for Fiscal Year 2019:

- Less than \$100,000
- Greater than or equal to \$100,000

Is the library collection entirely electronic?

- No
- Yes

Institution: Eastern Washington University (235097)

**Library Collections/Circulation and Interlibrary Loan Services**

**Section I:**

For all degree-granting institutions

with library expenses >0 and/or access to a library collection

**NOTE - This section of the survey collects data on selected types of material. It does not cover all materials. Report the total number of each category held at the END of Fiscal Year 2019.**

Library Collections	Physical		Digital/Electronic		Total
		Prior Year Amount		Prior Year Amount	
Books	537,338	504,801	318,695	317,490	
Databases			299	293	
Media	156,821	154,158	4,541	4,685	
Serials	4,058	3,981	148,730	104,722	
<b>Total</b>	698,217	662,940	472,265	427,190	1,170,482
Library Circulation	22,151	23,744	28,863	24,622	51,014

Does your institution have Interlibrary Loan Services ?

- No
- Yes

**Interlibrary Loan Services**

	Number	Prior Year Amount
Total interlibrary loans and documents provided to other libraries	4,129	3,460
Total interlibrary loans and documents received	3,807	3,472




You may use the space below to provide context for the data you've reported above. This context box will not be posted on the [College Navigator Website](#).

Institution: Eastern Washington University (235097)

**Expenses**

**Section II:**  
For degree-granting institutions with  
library expenses >= \$100,000

Library expenses should be reported for the most recent 12-month period that corresponds to your institution's fiscal year that ends before October 1, 2019.

	Amount	Prior Year Amount
 Indicate the number of <u>branch and independent libraries</u> (exclude the main or central library). <div style="float: right; margin-right: 20px;"> <input style="width: 40px; text-align: center;" type="text" value="1"/> </div>		1
 <b>Expenses</b>	<b>Amount</b>	
Total <u>salaries and wages</u> for the library staff	<input style="width: 80px;" type="text" value="2,819,250"/>	2,704,021
Are staff <u>fringe benefits</u> paid out of the library budget?		
<input type="radio"/> No <input checked="" type="radio"/> Yes	<b>Total Fringe benefits</b>	
	<input style="width: 80px;" type="text" value="870,516"/>	913,617
<b>Materials/services expenses</b>		
One-time purchases of <u>books, serial back-files</u> , and other materials	<input style="width: 80px;" type="text" value="160,193"/>	
<u>Ongoing commitments to subscriptions</u>	<input style="width: 80px;" type="text" value="1,165,805"/>	
All other materials/services costs	<input style="width: 80px;" type="text" value="20,361"/>	
<b>Total materials/services expenses</b>	1,346,359	1,393,915
<b>Operations and maintenance expenses</b>		
<u>Preservation services</u>	<input style="width: 80px;" type="text" value="4,143"/>	
All other operations and maintenance expenses	<input style="width: 80px;" type="text" value="237,342"/>	
<b>Total operations and maintenance expenses</b>	<input style="width: 80px;" type="text" value="241,485"/> 	700,046
<b>Total Expenses</b>	5,277,610	5,711,599
<b>Total Expenses (minus Fringe Benefits)</b>	4,407,094	4,797,982

You may use the space below to provide context for the data you've reported above. This context box will not be posted on the [College Navigator Website](#).

Institution: Eastern Washington University (235097)

**Summary**

**Academic Libraries Component Summary**

IPEDS collects important information regarding your institution. All data reported in IPEDS survey components become available in the IPEDS Data Center and appear as aggregated data in various Department of Education reports. Additionally, some of the reported data appears in your institution's Data Feedback Report (DFR). The purpose of this summary is to provide you an opportunity to view some of the data that, when accepted through the IPEDS quality control process, will appear on your DFR. Data Feedback Reports will be available through the [Data Center](#) and sent to your institution's CEO in November 2019.

Please review your data for accuracy. If you have questions about the data displayed below after reviewing the data reported on the survey screens, please contact the IPEDS Help Desk at: 1-877-225-2568 or [ipedshelp@rti.org](mailto:ipedshelp@rti.org).

Library Collections/Circulation	Physical Collection	Digital/Electronic Collection
Books	537,338	318,695
Databases		299
Media	156,821	4,541
Serials	4,058	148,730
Total Collection	698,217	472,265
Total Circulation	22,151	28,863

Expenses	Amount
Salaries and wages	\$2,819,250
Fringe benefits	\$870,516
Materials/services expenses	\$1,346,359
Operations and maintenance expenses	\$241,485
Total expenses	\$5,277,610